


# HD HYUNDAI SOLAR MODULE

## NF(BK) Series

### Premium N-Type TOPCon Module

HiN-T430NF(BK) | HiN-T435NF(BK) | HiN-T440NF(BK)



22.53%  
High Efficiency



High-End  
TOPCon  
Technology



Higher  
Bifaciality



Long-Term  
Reliability



Compatible  
with Carport  
Applications



For Residential  
(Full Black Design)

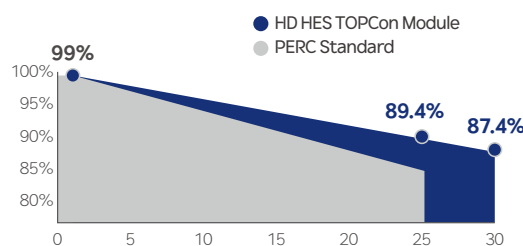
#### HD Hyundai's Warranty Provisions

25  
YEARS

- 25-Year Product Warranty
- Materials and workmanship

30  
YEARS

- 30-Year Performance Warranty
- First year degradation: 1%
- Linear warranty after initial year: with 0.4%p annual degradation, 87.4% is guaranteed up to 30years



\*Refer to HD HES standard warranty for details.

#### Certification



- ISO 9001 : Quality management systems
- ISO 14001 : Environmental management systems
- ISO 45001 : Occupational health and safety management systems
- UL 61730: Photovoltaic (PV) module safety qualification (CSA)
- IEC 61701: Salt mist corrosion testing
- IEC 62716: Ammonia corrosion testing
- IEC 62804: Potential Induced Degradation (PID) testing
- IEC 60068-2-68: Sand and dust testing for environmental durability

## Electrical Characteristics

HiN-TxxxNF(BK)		HiN-T430NF(BK)		HiN-T435NF(BK)		HiN-T440NF(BK)	
Item	Unit	BNPI		BNPI		BNPI	
Nominal output (Pmax)	W	430	476	435	482	440	488
Open circuit voltage (Voc)	V	38.4	38.4	38.6	38.6	38.8	38.8
Short circuit current (Isc)	A	14.25	15.79	14.32	15.87	14.39	15.94
Voltage at Pmax (Vmpp)	V	31.9	31.9	32.1	32.1	32.3	32.3
Current at Pmax (Impp)	A	13.48	14.94	13.56	15.01	13.63	15.10
Module efficiency	%	22.02	24.40	22.28	24.68	22.53	25.00
Power Class Sorting	W	0 ~ +5					
Temperature coefficient of Pmax	%/K	-0.30					
Temperature coefficient of Voc	%/K	-0.25					
Temperature coefficient of Isc	%/K	0.046					
Bifaciality	%	80%±10%					

\*STC : Irradiance 1,000 W/m<sup>2</sup>, cell temperature 25°C, AM=1.5 / Test uncertainty for Pmax ±3%; Voc ±3%; Isc ±3%  
 \*\*The electrical properties of BNPI are measured under the irradiance corresponding to 1000 W/m<sup>2</sup> on the module front and 135 W/m<sup>2</sup> on the module rear.

Additional Power Gain from rear side						
Pmpp gain	Pmpp[W]	Vmpp[V]	Impp[A]	Voc[V]	Isc[A]	
5%	458	32.30	14.18	38.80	14.97	
15%	493	32.30	15.27	38.80	16.12	
25%	528	32.40	16.36	38.90	17.27	

\*Electrical characteristics with different rear power gain (reference to 440W)

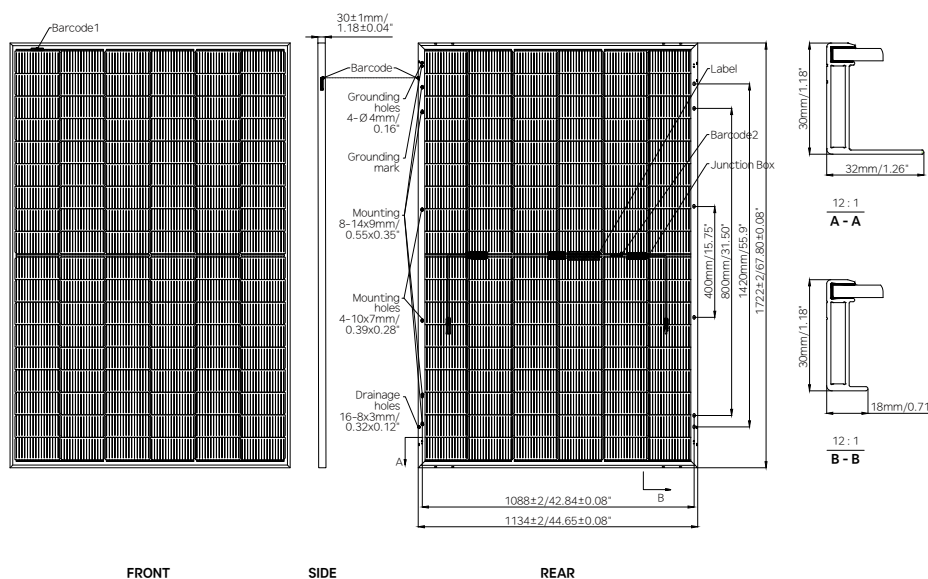
## Mechanical Characteristics

Dimensions	1,722mm (L) x 1,134mm (W) x 30mm (H) (67.8in x 44.6in x 1.2in)
Weight	24.5 kg (50.01lbs)
Solar Cells	N-Type TOPCon, 108 (6x18) monocrystalline 16BB half-cut bifacial cells
Output Cables	Cable : (+)1,200mm(47.2in), (-)1,200mm(47.2in) / Customized length available Connector : Stäubli MC4 genuine Connector / Compatible, IP68
Junction Box	3-part, 3 bypass diodes, IP68 rated
Construction	Front : 2.0mm(0.08in) semi-tempered solar glass with high transmittance and anti-reflective coating Rear : 2.0mm(0.08in) semi-tempered solar glass
Frame	Anodized aluminum alloy

## Shipping Configurations

Packing Direction	Vertical	Packing pallet weight (kg)	912
Container Size (HC)	40'	Modules Per Pallet (pcs)	36
Pallets Per Container	26	Modules Per Container (pcs)	936

## Module Diagram (unit : mm)



## Installation Safety Guide

- Only qualified personnel should install or perform maintenance.
- Be aware of dangerous high DC voltage.
- Do not handle or install modules when they are wet.

Nominal Module Operation Temperature	44°C ± 2°C
Operating Temperature	-40°C~+85°C
Maximum System Voltage	DC 1,500 V
Maximum Reverse Current	30A
Maximum Test Load	Front 5,400Pa *Rear 5,400Pa
Fire Performance	Type 29

## I-V Curves (HiN-T440NF(BK))

